2753 Michigan Road · Madison, Indiana 47250
855-743-3427

INSTALLATION INSTRUCTIONS

FAP-CA-MAVR: Fender Guards







5.5mm Drill Bit

M6x25 Torx Pan

M6x25 Button Head

M6 Flat Washer

©2024 Superatv.com. All Rights Reserved

1.You will be installing your new guards in the location shown in **Fig.1**, and will be using Four (4) of the Factory Screw holes shown in **Fig.1**.

So first remove these four (4) screws as you will not be using them for the installation. See **Fig.1**.



Fig.1 **(Front Passenger's Side)**

2.Next, you will need to prepare the underside in (3) locations by removing some rivets. First, use the Drill Bit provided in your kit, and drill off the heads of the Three (3) Pop-Rivets shown in **Fig.2,** which are located on the under side of the panel you just removed the (4) screws from. Then drive the rivets on out, as you will not need them.

Fig.2 also shows the rivets already drilled out and ready for the screws you will use to install the guard.



Fig.2

3..After the rivets are out, you can now install the guard onto your machine using the existing screw and rivet holes. There are Four (4) screws to go in on the front. You will use the **M6x25 Button Head** screws provided in your kit for the front screws as shown in **Fig.3**.



Fig.3

©2024 Superatv.com. All Rights Reserved

4. Now you can install the (3) screw locations on the underneath side using (3) ea of the **M6x25 Torx Pan Head** screws and **M6 Flat washers** provided in your kit. See **Fig.4**.

Repeat the same processes for the Driver's side to complete installation.



Fig.4

Liability Statement

SuperATV's® products are designed to best fit user's ATV/UTV under stock conditions. Adding, modifying, or fabricating any factory or aftermarket parts will void any warranty provided by SuperATV® and is not recommended. SuperATV's® products could interfere with other aftermarket accessories. If user has aftermarket products on machine, contact SuperATV® to verify that they will work together.

Although SuperATV® has thousands of satisfied customers, user should be aware that installing lift kits, long travel, or suspension kits, tires, etc. will change the ride of machine and may increase maintenance and part wear. Operating any off-road machine while, or after, consuming alcohol and/or drugs increases risk of bodily harm or death. No warranty or representation is made as to this product's ability to protect user from severe injury or death. SuperATV® urges operators and occupants to wear a helmet and appropriate riding gear at all times.

By purchasing and installing SuperATV® products, user agrees that should damages occur, SuperATV® will not be held responsible for loss of time, use, labor fees, replacement parts, or freight charges. SuperATV®, nor any 3rd party, will not be held responsible for any direct, indirect, incidental, special, or consequential damages that result from any product purchased from SuperATV®. The total liability of seller to user for all damages, losses, and causes of action, if any, shall not exceed the total purchase price paid for the product that gave rise to the claim.

SuperATV® will warranty only parts provided by SuperATV®. Any damage or problems with OEM housings, bearings, seals, or other manufacturers' products will not be covered by SuperATV®. SuperATV® parts and products are not warrantied if item was not installed properly, misused, or modified.

Installing, adding, modifying, or fabricating any factory or aftermarket product to your ATV/UTV may violate certain local, state, and federal laws. Be advised that laws vary depending on town, city, county, state, etc. Use of certain products on public streets, roads, or highways may be in violation law. The Buyer is solely and exclusively legally and personally responsible for any violation of the law by the installation or use of the product. You must abide by all local, state, and federal laws, including but not limited to vehicle safety, traffic laws, and ordinances. It is your responsibility to know the laws and how they apply to you.

The Buyer is responsible to fully understand the capability and limitations of his/her vehicle according to manufacturer specifications, warnings and instructions and agrees to hold SuperATV® harmless from any damage resulting from failure to adhere to such specifications, warnings and/ or instructions. The Buyer is also responsible to obey all applicable federal, state, and local laws and ordinances when operating his/her vehicle while using this product, and the Buyer agrees to hold SuperATV® harmless from any violation thereof.

If you have any problems/questions on this kit, contact us by email Superatv.com.

Need help with your installation?

sales@superatv.com

www.superatv.com

1-855-743-3427

8:00am - 9:00pm EST M-Th
8:00am - 7:00pm EST Friday
9:00am - 2:00pm EST Saturday

Thank You For Choosing

Like SuperATV on Facebook to keep up to date on new products!

©2024 Superatv.com. All Rights Reserved