2753 Michigan Road - Madison, Indiana 47250
855-743-3427

INSTALLATION INSTRUCTIONS

Front Grill-Skull: GRL-CA-MAVR-S

- Please look through and read these instructions BEFORE starting so you understand what processes you'll be doing, and possible extra tools you may need.
- Do Not discard product packaging until installation is complete and functioning properly.





Front Grill Assembly



Flanged Button FT (2 pcs)



Clip Nuts (2 pcs)

©2025 Superatv.com. All Rights Reserved

1.The first thing you need to do is **Remove the Two (2) Lower Factory Screws** that hold the stock grill in place as shown in **Fig.1**a. You WILL re-use these. Then **Pull the Grill** out from the bottom and it should **Pop Out** as shown in **Fig.1b**.



Fig.1a



Fig.1b

2.Then **Re-install** the **Two (2) Screws** you just took out back in the same holes as shown in **Fig.2a-b**.



Fig.2a



Fig.2b

3.Next, you need to **Remove** the **Two (2) Screws** up under the front hood area as shown in **Fig.3a-b**.



Fig.3a



Fig.3b

©2025 Superatv.com. All Rights Reserved

4. Now find the **Clip Nuts** in your kit and slide them over the plastic as shown in **Fig.4a-b**, and facing the same way as shown.



Fig.4a



Fig.4b

5. Then place the **New Grill** Up Under the hood area aligning the holes in the grill bracket to the holes the vehicle, and re-install the Factory Screws you removed previously as shown in **Fig.5a-b**.



Fig.5a



Fig.5a

©2025 Superatv.com. All Rights Reserved

6.Now, find the **Two (2) Flanged Button Head Screws** in your kit and install them in the **Lower Two (2) Holes** of the Grill as shown in **Fig.6a-b**.



Fig.6a



Fig.6b



©2025 Superatv.com. All Rights Reserved

Liability Statement

SuperATV's® products are designed to best fit user's ATV/UTV under stock conditions. Adding, modifying, or fabricating any factory or aftermarket parts will void any warranty provided by SuperATV® and is not recommended. SuperATV's® products could interfere with other aftermarket accessories. If user has aftermarket products on machine, contact SuperATV® to verify that they will work together.

Although SuperATV® has thousands of satisfied customers, user should be aware that installing lift kits, long travel, or suspension kits, tires, etc. will change the ride of machine and may increase maintenance and part wear. Operating any off-road machine while, or after, consuming alcohol and/or drugs increases risk of bodily harm or death. No warranty or representation is made as to this product's ability to protect user from severe injury or death. SuperATV® urges operators and occupants to wear a helmet and appropriate riding gear at all times.

By purchasing and installing SuperATV® products, user agrees that should damages occur, SuperATV® will not be held responsible for loss of time, use, labor fees, replacement parts, or freight charges. SuperATV®, nor any 3rd party, will not be held responsible for any direct, indirect, incidental, special, or consequential damages that result from any product purchased from SuperATV®. The total liability of seller to user for all damages, losses, and causes of action, if any, shall not exceed the total purchase price paid for the product that gave rise to the claim.

SuperATV® will warranty only parts provided by SuperATV®. Any damage or problems with OEM housings, bearings, seals, or other manufacturers' products will not be covered by SuperATV®. SuperATV® parts and products are not warrantied if item was not installed properly, misused, or modified.

Installing, adding, modifying, or fabricating any factory or aftermarket product to your ATV/UTV may violate certain local, state, and federal laws. Be advised that laws vary depending on town, city, county, state, etc. Use of certain products on public streets, roads, or highways may be in violation law. The Buyer is solely and exclusively legally and personally responsible for any violation of the law by the installation or use of the product. You must abide by all local, state, and federal laws, including but not limited to vehicle safety, traffic laws, and ordinances. It is your responsibility to know the laws and how they apply to you.

The Buyer is responsible to fully understand the capability and limitations of his/her vehicle according to manufacturer specifications, warnings and instructions and agrees to hold SuperATV® harmless from any damage resulting from failure to adhere to such specifications, warnings and/ or instructions. The Buyer is also responsible to obey all applicable federal, state, and local laws and ordinances when operating his/her vehicle while using this product, and the Buyer agrees to hold SuperATV® harmless from any violation thereof.

If you have any problems/questions on this kit, contact us by email at Superatv.com.

Need help with your installation?

sales@superatv.com

www.superatv.com

1-855-743-3427

8:00am - 9:00pm EST M-Th
8:00am - 7:00pm EST Friday
9:00am - 2:00pm EST Saturday

Thank You For Choosing

Like SuperATV on Facebook to keep up to date on new products!

©2025 Superatv.com. All Rights Reserved