ASSAULT INDUSTRIES

INSTALLATION INSTRUCTIONS

SBL-CA-X3-005-BR-51: SWAY BAR LINK

- MAKE SURE THE MODEL ON THE INSTRUCTION SHEET MATCHES YOUR VEHICLE.
- BE SURE TO READ ALL INSTRUCTIONS AND ILLUSTRATIONS BEFORE STARTING.
- DO NOT DISCARD PACKAGING UNTIL PRODUCT HAS BEEN SUCCESSFULLY INSTALLED.



FROM THE TOOLBOX

- BASIC WRENCHES
- PROTRACTOR OR PHONE APP
- BLUE THREAD LOCKER

ITEM	DESCRIPTION	QTY
A	M12X55 HEX HEAD BOLT	4
B	M12 FLAT WASHER	4
C	M12 NYLOCK NUT	4
D	M12 BUSHING-5/8" ROD END,36.1MM	4
E	M12 BUSHING-5/8" ROD END,25.1MM	4



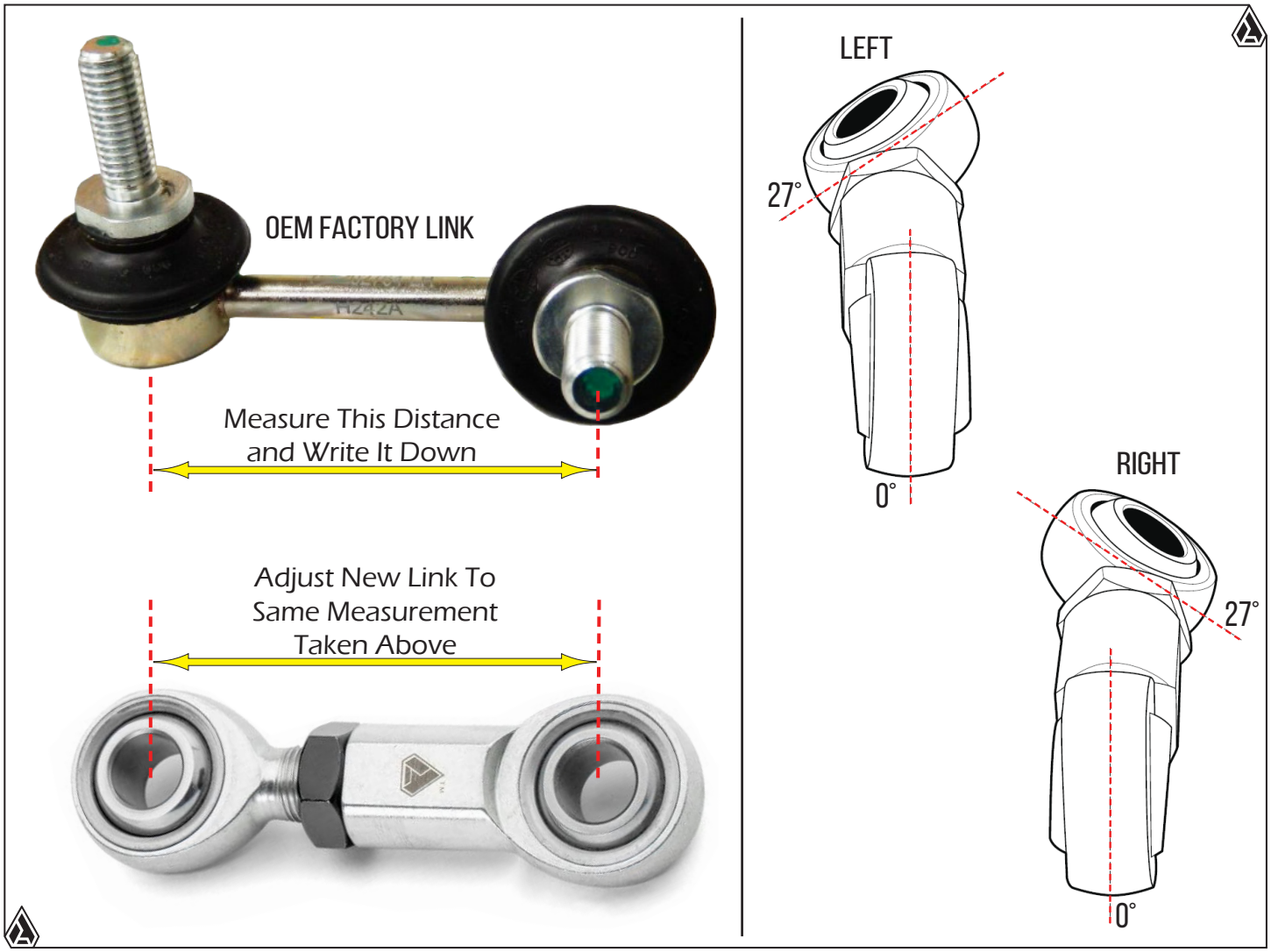

FIG.1A

FIG.2

1. First , remove OEM Factory sway bar link. Then measure the distance, center to center, between the two eyes. Write down this measurement. Then get one of the **New Sway Bar Links**, loosen the lock nut and adjust the length of the New Link to the same measurement you took from the OEM link. Your new Link should be the same length as the OEM link. Repeat for opposite side. See **Fig.1**.

2. Heim must be installed at proper angle (27°). Failure to do so could cause excessive tension, resulting in broken bolts. Use a protractor, or smart device, and rotate Heim to 27°. Notice angle of Left and Right side Links. Secure at 27°. See **Fig2**.



FIG.3

3. Install Sway Bar Link with hardware shown. Recheck angle and tighten lock nut. Use thread locker to secure. See **Fig.3**.

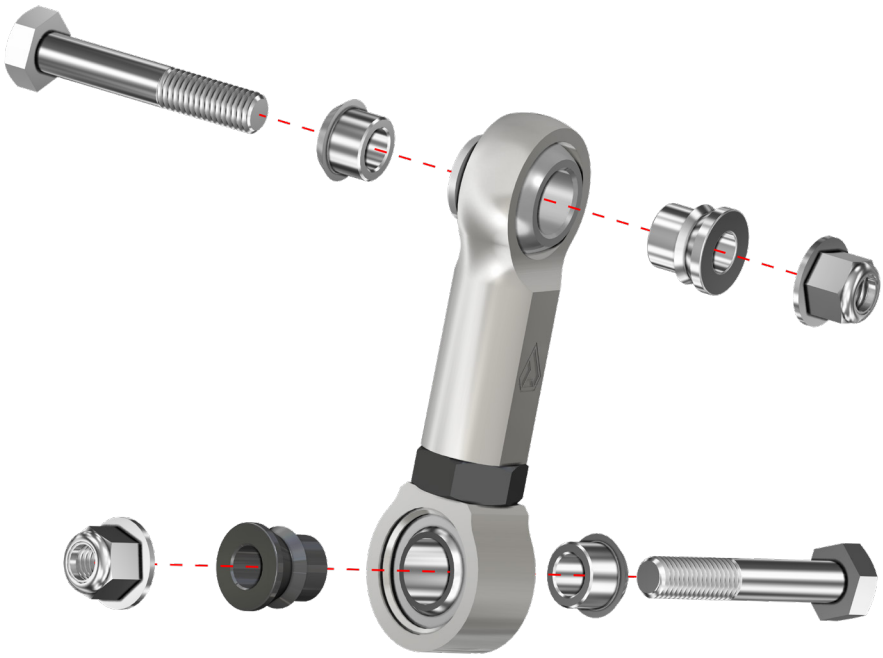

FIG.4

4. Components install in the order shown in **Fig.4**. Repeat for the opposite side.

Note: It is recommended that all lock nuts and connections be checked and re-torqued as needed before every ride. UTV's are driven aggressively, over challenging terrain. Additional care should be taken to ensure proper function and longevity of components.

MAKE SURE THAT ALL BOLTS AND NUTS ARE TORQUED TO FACTORY SPECIFICATIONS AND ARE SECURE. PLEASE CONTACT ASSUALT INDUSTRIES FOR QUESTIONS REGARDING SPECIFICATIONS OR ANY OTHER QUESTIONS YOU MAY HAVE. THANKS!

Liability Statement

Assault Industries® products are designed to best fit user's ATV/UTV under stock conditions. Adding, modifying, or fabricating any factory or aftermarket parts will void any warranty provided by Assault Industries® and is not recommended. Assault Industries® products could interfere with other aftermarket accessories. If user has aftermarket products on machine, contact Assault Industries® to verify that they will work together.

Although Assault Industries® has thousands of satisfied customers, user should be aware that installing lift kits, long travel, or suspension kits, tires, etc. will change the ride of machine and may increase maintenance and part wear. Operating any off-road machine while, or after, consuming alcohol and/or drugs increases risk of bodily harm or death. No warranty or representation is made as to this product's ability to protect user from severe injury or death. Assault Industries® urges operators and occupants to wear a helmet and appropriate riding gear at all times.

By purchasing and installing Assault Industries® products, user agrees that should damages occur, Assault Industries® will not be held responsible for loss of time, use, labor fees, replacement parts, or freight charges. Assault Industries®, nor any 3rd party, will not be held responsible for any direct, indirect, incidental, special, or consequential damages that result from any product purchased from Assault Industries®. The total liability of seller to user for all damages, losses, and causes of action, if any, shall not exceed the total purchase price paid for the product that gave rise to the claim.

Assault Industries® will warranty only parts provided by Assault Industries®. Any damage or problems with OEM housings, bearings, seals, or other manufacturers' products will not be covered by Assault Industries®. Assault Industries® parts and products are not warrantied if item was not installed properly, misused, or modified.

Installing, adding, modifying, or fabricating any factory or aftermarket product to your ATV/UTV may violate certain local, state, and federal laws. Be advised that laws vary depending on town, city, county, state, etc. Use of certain products on public streets, roads, or highways may be in violation law. The Buyer is solely and exclusively legally and personally responsible for any violation of the law by the installation or use of the product. You must abide by all local, state, and federal laws, including but not limited to vehicle safety, traffic laws, and ordinances. It is your responsibility to know the laws and how they apply to you.

The Buyer is responsible to fully understand the capability and limitations of his/her vehicle according to manufacturer specifications, warnings and instructions and agrees to hold Assault Industries® harmless from any damage resulting from failure to adhere to such specifications, warnings and/ or instructions. The Buyer is also responsible to obey all applicable federal, state, and local laws and ordinances when operating his/her vehicle while using this product, and the Buyer agrees to hold Assault Industries® harmless from any violation thereof.

LEAVE US FEEDBACK

Visit Assaultind.com and leave a review of your product purchase. We appreciate your opinion..... .....even if you're wrong! 😁

NEED ADDITIONAL HELP?

Check out our YouTube channel
Call us : (714) 799-6711
Monday - Friday: 8am-5pm
Email: sales@assaultind.com